

Beneficial Insects

TECHNICAL DATA SHEET



PLANTPRODUCTS®
A member of Biobest Group



These parasitoids work by parasitizing the eggs of many Lepidopteran spp. (moths and butterflies). These tiny wasps can parasitize over 150 species of moth eggs.

Product Specifications

| Commercial name | Specifications |
|-------------------------|---|
| T-Brassicae-System-500K | <ul style="list-style-type: none"> • 5x100K cards • Pupae on cards |
| T-Brassicae-System-1Mil | <ul style="list-style-type: none"> • 100% Biodegradable packaging • Pupae and Ephestia eggs |

Storage

Do not store the emerged adult wasps for more than 4 hours. Do not cold store the wasps' pupae for more than three days. Hold at a slight humidity of 45-50% RH.

Rates

| Mode | Dosage | Repeat |
|---------|----------------------------|---------------------------|
| General | 1-2 sq/ft | weekly during moth flight |
| Acre+ | 50,000 to 100,000 per acre | weekly during moth flight |

T-BRASSICAE-SYSTEM

Trichogramma brassicae

Features

- Parasitic wasp
- Deposits their eggs inside the host's eggs
- Wide range of prey
- Rapid development, no diapause
- Mainly parasitizes Lepidopteran hosts

Targets

- European Corn Borer Armyworm
- Cabbage Loopers
- Tent Caterpillars
- Climbing Cutworm
- and general Lepidoptera species

Crops

- Brassica Crops
- Leafy greens and Low Lying Crops
- Field and Row Crops
- Ornamental Crops



Everything you need to grow

T-BRASSICAE-SYSTEM

Instructions

Cards

- To obtain an even distribution in the target area, cut each card into 30 hanging tags. Flip the card over (egg side down) and cut with scissors along the perforated lines; do not tear.
- If emergence has already begun, place the hanging tags evenly throughout the target area. Emergence can be seen as tiny brown dots moving around (a magnifying glass may be helpful). Distribute the hanging tags in the evening or the early morning hours.
- Place them in a shady location, protected from the rain.

Bulk

Sprinkle directly onto leaves or pour into Bio-Boxes.

Release conditions

Ideal temperatures for release of T-Brassicae-System are between 73-85°F (23-30°C).

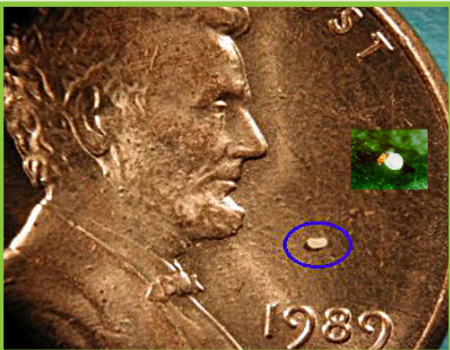


Additional information

Ant control is an essential part of any biological pest control program. They often attack the beneficial insects while they are still developing. For this reason, it is best to distribute the hanging tags and/or bulk material after the emergence of the Trichogramma has started. Timing is critical to ensure host eggs are available for parasitism.

Monitoring

Seeing T-Brassicae at work is usually out of the question. They're just too small and quick. If you can find the moth eggs, you may be able to determine if they have exit holes from the wasps. The only other indicator is fewer caterpillars upon their hatch and minor damage noticed shortly afterward. For best monitoring, use a strong magnifying lens.

Life cycle and appearance

| Egg | Larval and Pupae stages | Adult |
|---|---|--|
| <ul style="list-style-type: none">• Eggs are laid inside the host's eggs. | <ul style="list-style-type: none">• Wasp larvae develop inside the host eggs, often turning the eggs black or dark in color• Wasps pupate inside the insect egg and chew their way out to seek new eggs to parasitize• Lifespan roughly 7 days in their immature stages | <ul style="list-style-type: none">• 0.3 - 0.4 mm• Will deposit up to 50 eggs• Can build up to 30 generations per year (many of which overwinter)• Lifespan 10 days* |
|  |  |  |

*73-85°F (23-30°C)

DISCLAIMER: These are general guidelines. Please read label and product information before use. For questions and/or recommendations, please contact your local advisor.